



## Bus timetable

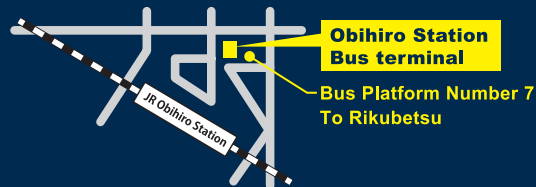
\*N/S Sat, Sun and Holidays

\*Information posted is current as of April 1, 2018.  
Please check for the latest updates.

### Tokachi Bus Timetable

#### Obihiro ↔ Rikubetsu

| Obihiro ▶ Ikeda ▶ Rikubetsu | Rikubetsu ▶ Ikeda ▶ Obihiro |
|-----------------------------|-----------------------------|
| 5:54                        | 5:25                        |
| 7:43                        | 7:23                        |
| 9:54                        | 8:21                        |
| 11:17                       | 8:43                        |
| 13:00                       | 9:41                        |
| 13:59                       | 10:18                       |
| 15:50                       | 11:16                       |
| 13:57                       | 12:51                       |
| 14:56                       | 12:00                       |
| 15:07                       | 13:58                       |
| 15:05                       | 14:00                       |
| 16:04                       | 15:58                       |
| 17:55                       | 16:56                       |
| 18:19                       | 17:58                       |
| 20:10                       | 18:56                       |
| 22:40                       | 21:01                       |
| 18:05                       | 20:03                       |



**Tokachi Bus** <http://www.tokachibus.jp/rosenbus/timetable/>

### Kitami Bus Timetable

#### Kitami ↔ Rikubetsu

| Kitami ▶ Rikubetsu | Rikubetsu ▶ Kitami |
|--------------------|--------------------|
| 5:57               | 5:52               |
| 7:25               | 7:30               |
| 8:08               | 7:40               |
| 9:41               | 9:19               |
| 10:15              | 10:50              |
| 11:48              | 12:24              |
| 12:15              | 12:55              |
| 13:48              | 14:29              |
| 15:00              | 14:25              |
| 16:33              | 5:59               |
| 16:20              | 16:58              |
| 17:53              | 18:32              |
| 19:00              | 18:10              |
| 20:33              | 19:44              |

**Kitami Bus** <https://www.h-kitamibus.co.jp/download/kougai1.pdf>

## Introduction to Visit Tokachi Pass

The Visit Tokachi Pass is an economical pass, exclusively for foreign travelers. Choose from a one-day or two-day pass.

Bus passes can be purchased at Obihiro Station Bus Terminal and Obihiro Airport Tokachi Bus ticket counter.

**1-day Pass ¥1,500**  
(Child ¥750)

**2-day Pass ¥2,500**  
(Child ¥1,250)

**Valid period: Oct 31, 2018**

[http://www.tokachibus.jp/pdf/visit\\_tokachi\\_pass2017.pdf](http://www.tokachibus.jp/pdf/visit_tokachi_pass2017.pdf)



## Access for Rikubetsu

Rikubetsu is located in the eastern part of Hokkaido.

We suggest you use a rental car to get to Rikubetsu.

Board local buses to Rikubetsu from Kitami, Obihiro and Ikeda.



1-69 Kisen, Rikubetsu, Hokkaido, Japan

Tel: +81-156-27-2244

Open: 9:00 - 16:30 (late April - late October, last entry 16:00)

<http://rikubetsu-railway.jimdo.com/>



### Duration from the airports via rental cars

Memanbetsu Airport - approx. 1hr and 10 min  
Obihiro Airport - approx. 2 hrs and 30 min  
Kushiro Airport - approx. 2 hrs  
New Chitose Airport - approx. 3 hrs and 30 min



### Duration from cities via rental cars

Obihiro - approx. 1 hr and 40 min  
Kitami - approx. 1 hr  
Lake Akan - approx. 1 hr and 10 min  
Kushiro - approx. 2 hrs and 10 min  
Sapporo - approx. 4 hrs and 30 min

**MAPLODE** 596 464 796\*52



### JR trains to stations nearby

Memanbetsu Station - Kitami Station - approx. 1 hr  
Minami Chitose Station - Ikeda Station - approx. 2 hrs and 40 min  
Minami Chitose Station - Obihiro Station - approx. 2 hrs and 20 min



### Duration from JR train stations via local bus

Obihiro Station - approx. 2 hrs and 50 min  
Ikeda Station - approx. 1 hr and 50 min  
Kitami Station - approx. 1 hr and 30 min

\*Obihiro Station/Ikeda Station (Tokachi Bus)

\*Kitami Station (Kitami Bus)

## Diesel Railcar (DMU) Driver Experience!



**Furusato Ginga Line**

# Rikubetsu Railway

Rikubetsu, Hokkaido Japan



ふるさと銀河線 利尻鉄道





## Courses Available

### Experience the longest trial drive in Japan!

A section of a discontinued railway is used as a trial course for visitors to experience driving and riding on a rare diesel railcar (DMU). Visitors can also experience the trolley at a reasonable cost. Come and enjoy fabulous experiences only made possible here on the Rikubetsu Railway!

**Open: 9:00 – 16:30**

**late April – late October, last entry 16:00**

## Diesel Railcar (DMU) Driver Experience

Eligible to persons over 130 cm tall, as driving requires operation of driving devices.

### ★ Course S ¥2,000

**booking recommended**

Participants will drive the train around the station yard for about 15 minutes.

**Conditions: Must be 10 yrs or older**



### ★ Course L ¥20,000

**booking required**

This 80-minute activity involves a course in driving train models CR70 and 75, then actually driving the trains.

**Conditions: Must be 18 yrs or older**



### ★ Course Ginga ¥30,000

**booking required**

Experience operating a train on the 1.6km course, the longest trial course in Japan.

**Conditions: Eligible to persons who have completed the L course.**

**Must be 18 or older**



### ★ DMU Rides

Enjoy two round-trip rides on the DMU, which takes you around the station yard.

**adults ¥300, children ¥200**



### ★ Rail-bike Rides


One lap on the 400 meter course around the station yard.

**Adults ¥300, children ¥200**

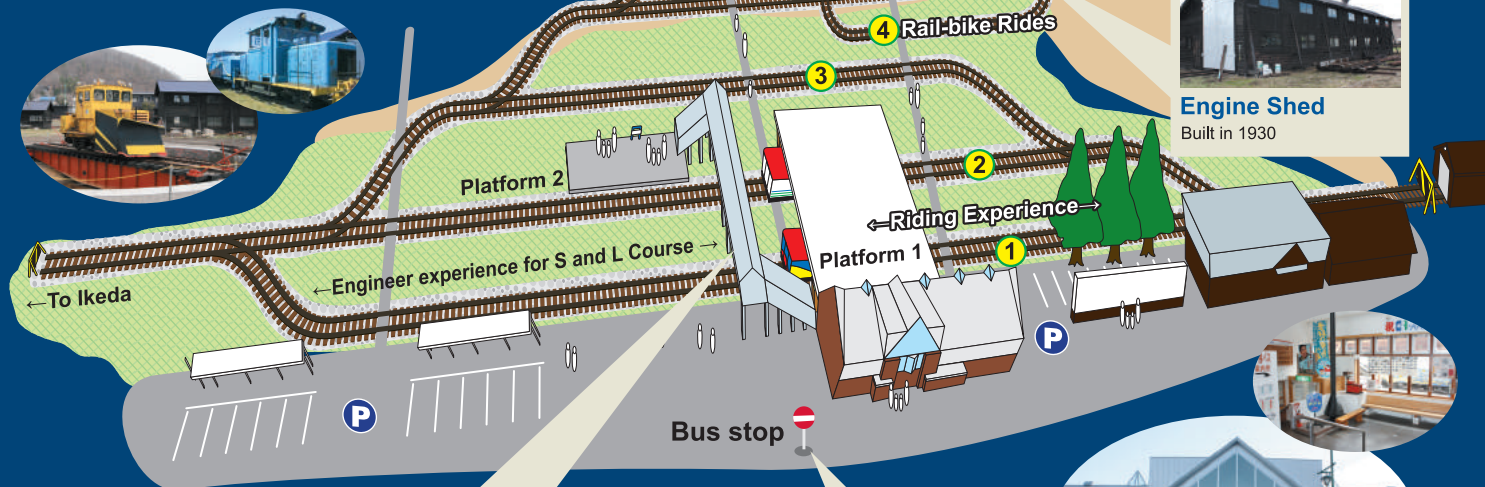


## Furusato Ginga Line Rikubetsu Railway

ふるさと銀河線 リクベツ鉄道



### Rikubetsu Station Yard



#### Turntable

The oldest turntable in Hokkaido, installed in 1909.



#### Engine Shed

Built in 1930

### Overpass

Though slightly renovated and updated, the interior of the station holds the nostalgic atmosphere of the once active station. The station acts as a small historical gallery, with photos of steam locomotives that once ran during the era when the railway was nationally owned, and from when the Ginga Line was in operation.



### Rikubetsu Bus Stop

Local buses to Rikubetsu can be boarded in from the cities of Kitami, Obihiro and Ikeda.



**Roadside Station  
Aurora Town 93 Rikubetsu**



### Diesel Railcar (DMU) CR 70 and 75

16-meter NDC(Light Diesel Railcar) models were manufactured in the Niigata ironworks factory in time for the opening of the Ginga Line.

From 1988 to 1990, eight CR70 series, and four CR75 series, a total of 12 cars were manufactured.

\*Today the CR70-7, CR70-8, CR75-a, CR75-2, and CR75-3 are registered with the Rikubetsu Railway.

The six railcars mentioned above are preserved in their original state, and provide driving and riding experiences to visitors.

## Reservations for driving experience

Please sign-up for driving experiences on the Rikubetsu Railway Reservation screen on the Rikubetsu Chamber of Commerce website.

Reservations for the L and Ginga course can be made as early as 2 months, and up to 1 week in advance. Reservations for the S course can be made one day in advance. Depending on circumstances, there may be other times when you can sign up, so please be sure to inquire by calling the following numbers.

<http://shibare.or.jp/train/36.html>

**Within Japan 0156-27-2244**

**Outside Japan +81-156-27-2244**